


# JT 2702 Break-Out Adapters and Switch Matrix

Make the most of your JT 5705/FXT and JT 5112/FXT modules



## Key features

- Add more versatility to your own multi-function ATE system using off-the-shelf modules
- Simplify the installation of JT 5112/ and JT 5705 / FXT units in your fixture or test solution
- Choose from standard ATE 120 pin (Pylon-style) matrix or IDC header type connectors
- Increase virtual pin count with the JT 2702/SM switch matrix.
- Get increased test coverage using your existing JTAG hardware

The JT 5112/FXT is a multi-function I/O instrument intended for embedded fixture applications - a mini ATE controlled by JTAG/IEEE Std. 1149.1. The JT 5705/FXT is identical but with the addition of two JTAG TAP controller ports. Both units feature 64 mixed signal I/O channels plus an option for custom programmable functions. These compact units were designed for easy integration into test systems making them ideal for building low-cost structural/functional production testers.

The I/O channels allow measurement and stimulus of both digital and analog signals, simplifying testing of signals through connectors and/or test points of the Unit Under Test (UUT). The channels can be either incorporated into a JTAG/ Boundary-scan test for extended interconnect testing, mixed signal cluster testing (eg ADCs or DACs) or simply used as independent test resources. FXT users can enjoy increased test coverage for both the digital and the analog parts of a UUT.

To aid system builders and test engineers to get the most from their JTAG Technologies FXT module(s), three optional hardware extenders are available that connect to the JT 5112/FXT via two 68-way 0.05" (1.27mm) ERNI DIL connectors. These are :

## JT 2702/BO

- standard IDC header breakout board. This unit features eight IDC connectors plus a power jack. The four 20-way connectors provide easy access to the DIOS (digital) and MIOS (mixed-signal) IO channels. These connectors offer the same pin-out as the desktop MIOS units. The four 10-way headers meanwhile provide access for the TAP signals (TAP-IN, TAP-OUT in the case of the JT 5112 and TAP1 and TAP2 for the JT 5705)

## JT 2702/IB

- ATE-style break out board featuring 120 pins - 'Pylon' connector - all TAPs and IO signals are routed to a 10 x 12 matrix connector - a system used widely for reliable mass interconnections in ATE systems and fixtures.

## JT 2702/SM

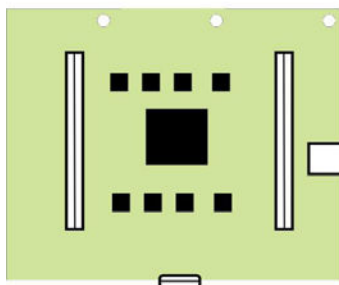
- this switch matrix module currently works with the JT 2702/IB (above) allowing the various analog resources of the FXT (or pull-up/down resistors) to be directed to any pin. The JT 2702/SM is 'sandwiched' between either JT 5705 or JT 5112 /FXT and the JT 2702/IB. Using a specially defined set of JFT routines any I/O signal pin on the break-out boards can be switch- defined as Digital, Analog/Mixed, Pull-up or Pull-Down.

# JT 2702 BREAK-OUT ADAPTERS AND SWITCH MATRIX

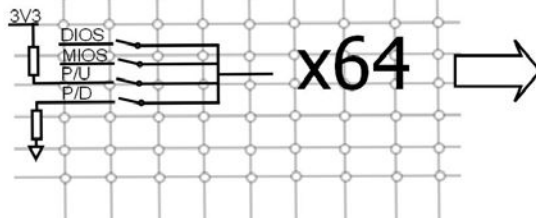
Make the most of your JT 5705/FXT and JT 5112/FXT modules

System pictorial

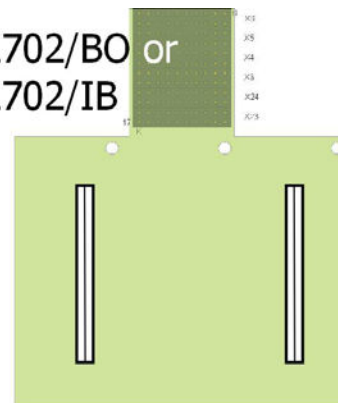
JT 5112/FXT or  
JT 5705/FXT



JT 2702/SM  
provides




JT 2702/BO or  
JT 2702/IB




## JT 2702 Gallery



JT 2702/BO & JT 5705/FXT



JT 2702/IB & JT 5705/FXT



JT 2702/IB /SM & JT 5705/FXT

Region or Country	Telephone	E-mail
• North America	Toll free - 877 FOR JTAG Western US - 949 454 9040	info@jtag.com
• Europe and Rest of World	+31 (0)40 295 0870	info@jtag.nl
• Finland	+358 (0)9 4730 2670	finland@jtag.com
• Germany	+49 (0)971 6991064	germany@jtag.com
• Sweden	+46 (0)8 754 6200	sweden@jtag.com
• United Kingdom & Ireland	+44 (0)1234 831212	sales@jtag.co.uk
• China, Malaysia, Singapore, Thailand, Taiwan	+86 (021) 5831 1577	info@jtag.com.cn

2301-JT2702 IB-BO-SM-E-1000

© The JTAG Technologies logo and other trademarks designed with the symbol "®" are trademarks of JTAG Technologies registered in Europe and/or other countries. JTAG Technologies reserves the right to change design and specifications without notice.

