



Reliable Conformal Coating Inspection – Powerful and Precise

Conformal coating protects electronics assemblies against damage from moisture and wetness. The S3088 CCI system from Viscom is tailor-made to meet the requirements of conformal coating inspection. Special UV LEDs and other features ensure the right contrast with the UV-sensitive conformal coating. The orthogonal camera is combined with four or eight angled views to cover the full scope of the inspection with maximum reliability. With an orthogonal resolution of 15 $\mu\text{m}/\text{pixel}$ or 17.5 $\mu\text{m}/\text{pixel}$ angular, typical defects such as cracks, coating voids, too-thin or too-thick coatings, paste smearing, contamination and splashes can be detected quickly and precisely. Optional coating layer thickness measurements (3D spot measurement) are also possible. Alternatively, special premium-grade, high-power LEDs can be used for coatings containing silicone or particularly thinly applied coatings that are less reflective.

The camera technology works with the Viscom inspection software vVision or EasyPro, thus offering the same user interface and programming strategies as other AOI systems in the successful S3088 family. As a result, traceability concepts, special inspections such as reading data matrix code (DMC) and other production-relevant features can be implemented without any problems. Thanks to flexible algorithms, the S3088 CCI can be adapted very quickly to different conformal coatings. Simple inspection programs can be created in just a few minutes.


**Precise detection
of coating voids**

**Fast inspection
program creation**


**Easily adaptable to
various conformal coatings**

**Upper transport
clearance up to 105 mm**

3D Spot Measurement



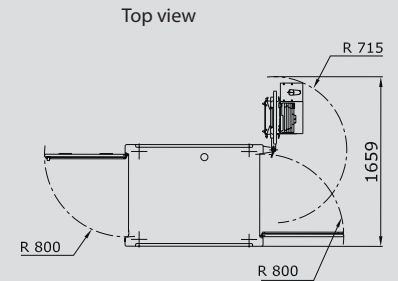
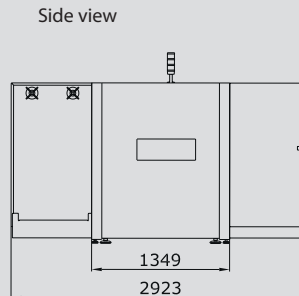
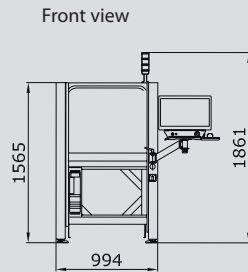
Missing conformal coating



Splashes of coating in an area that should not be coated

AOI

Technical Specifications



Dimensions in mm

S3088 CCI		
Inspection scope	AOI	Cracks, defect locations, completeness, paste smearing, splashes, dry coating inspection, nano coating inspection (optional)
Camera technology	Orthogonal camera (white and UV LEDs)	
	Camera module	8M4-105-UV
	Field of view	38,9 mm x 29,2 mm (1.5" x 1.1")
	Resolution	15 µm (zoom), 30 µm (standard)
	Angled cameras (UV LEDs)	
3D Spot Measurement	Number of megapixel cameras	4 (8 optional)
	Field of view	45.4 mm x 41.3 mm (1.8" x 1.6")
	Resolution	17.5 µm
	Field of view (diameter)	20 µm
Software	User interface	Viscom vVision/EasyPro
	Statistical process control	Viscom SPC (statistical process control), open interface (optional)
	Verification station	Viscom vVerify/HARAN
	Remote diagnosis	Viscom SRC (software remote control) (optional)
	Programming station	Viscom PST34 (optional)
System computer	Operating system	Windows®
	Processor	Intel® Core™ i7
PCB handling	PCB dimensions	508 mm x 508 mm (20" x 20")
	Transport height	900 - 950 mm ± 20 mm (35.4" - 37.4" ± 0.8")
	Width adjustment	Automatic
	PCB clamping	Pneumatic
	Upper transport clearance	Up to 105 mm (4.1")
	Lower transport clearance	45 mm (1.8"), up to 85 mm (3.3") optional; 40 mm (1.6") with PCB support
Inspection speed	Conformal coating inspection	20 - 40 cm²/s (may vary by coating material)
	Layer thickness measurement	0.6 s per FOV
Other system data	Positioning/handling unit	Synchronous linear motors
	Interfaces	SMEMA
	Power requirements	230 V (other voltages on request), 1P/N/PE, 10 A, 4 - 6 bar working pressure
	System dimensions	994 mm x 1565 mm x 1349 mm (39.1" x 61.6" x 53.1") (W x H x D)
	Weight	600 kg (1323 lbs)

You will find our international subsidiaries and representatives under:

www.viscom.com